



▼ Charaterastic

Unmatched LED Powerhouse:

1. Unmatched Brightness & Distance: Ultra-powerful LEDs (10° - 80° beams) illuminate up to 1 mile, surpassing traditional 600-2000W metal halide lamps.
2. Efficient Coverage: Advanced optics ensure even light distribution across large areas, minimizing light spill and fixture needs.
3. Effortless Setup: Compact design with laser aiming technology simplifies installation.
4. U bracket for Easily to installation and maintenance

- + Pole mounting or wall mounting
- + Working temperature is -50°C to 70°C



IP66

▼ Application

I + Outdoor Occasion such as stadium/sport, wharve, airport and etc.

▼ "Non-dim/dim" and "Mono/Tunable white/chromatic" is available, PIs confirm before ordering.



Mono

ON/OFF 0-10V DALI

▼ Family Matrix (Two size with 5 different watt)

	<p>SL-02A-300W</p> <p>SL-02A-400W</p> <p>SL-02A-500W</p>
	<p>SL-02B-750W</p> <p>SL-02B-1000W</p>

▼ Simulation

▼ Project



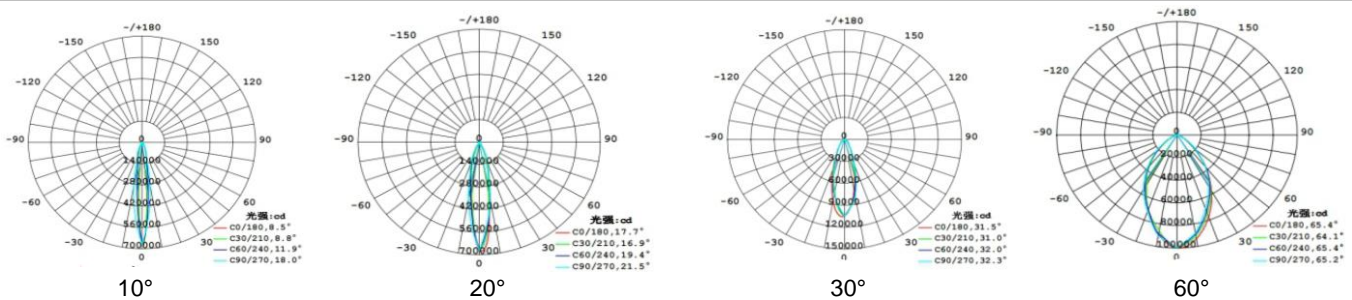
▼ Technical Data (full sery)

Model	SIZE (mm)	POWER (W/M)	CRI	CCT (K)	LUMINOUS	VOLT	Control	Beam Angle	PF	N.W
SL-02A-300	381X394mm	300 W	>70	3000-5700K	42000 LM	AC90-305V	On/Off or Dim	10/20/30/40/80°	>0.95	13.60 kgs
SL-02A-400	381X394mm	400 W	>70	3000-5700K	56000 LM	AC90-305V	On/Off or Dim	10/20/30/40/80°	>0.95	13.60 kgs
SL-02A-500	381X394mm	500 W	>70	3000-5700K	70000 LM	AC90-305V	On/Off or Dim	10/20/30/40/80°	>0.95	13.60 kgs
SL-02B-750	478X508mm	750 W	>70	3000-5700K	105000 LM	AC90-305V	On/Off or Dim	10/20/30/40/80°	>0.95	27.20 kgs
SL-02B-1000	478X508mm	1000 W	>70	3000-5700K	140000 LM	AC90-305V	On/Off or Dim	10/20/30/40/80°	>0.95	27.20 kgs

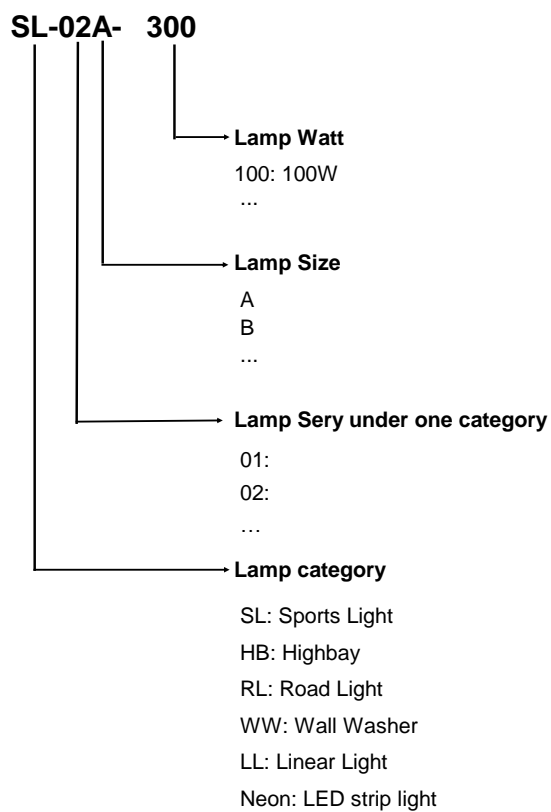
I+ Notes:

1. Finish: Black, and customized RAL available
2. It has two size with 5 different watt from 300W-1000W.

▼ Photometric curve



▼ Naming scheme





▼ Charaterastic

Unmatched LED Powerhouse:

- 1.Unmatched Brightness & Distance: Ultra-powerful LEDs (10° - 80° beams) illuminate up to 1 mile, surpassing traditional 600-2000W metal halide lamps.
- 2.Efficient Coverage: Advanced optics ensure even light distribution across large areas, minimizing light spill and fixture needs.
- 3.Effortless Setup: Compact design with laser aiming technology simplifies installation.
- 4.U bracket for Easily to installation and maintenance

- + Pole mounting or wall mounting
- + Working temperature is -50°C to 70°C

▼ Application

I + Outdoor Occasion such as stadium/sport, wharve, airport and etc.

▼ "Non-dim/dim" and "Mono/Tunable white/chromatic" is available, Pls confirm before ordering.

Mono ON/OFF 0-10V DALI

▼ Technical Data

Model	SIZE (mm)	POWER (W/M)	CRI	CCT (K)	LUMINOUS	VOLT	Control	Beam Angle	PF	N.W
SL-02A-300	381X394mm	300 W	>70	3000-5700K	42000 LM	AC90-305V	On/Off or Dim	10/20/30/40/80°	>0.95	13.60 kgs
SL-02A-400	381X394mm	400 W	>70	3000-5700K	56000 LM	AC90-305V	On/Off or Dim	10/20/30/40/80°	>0.95	13.60 kgs
SL-02A-500	381X394mm	500 W	>70	3000-5700K	70000 LM	AC90-305V	On/Off or Dim	10/20/30/40/80°	>0.95	13.60 kgs

- I + Notes:
1. Finish: Black, and customized RAL available
 2. It has two size with 5 different watt from 300W-1000W.

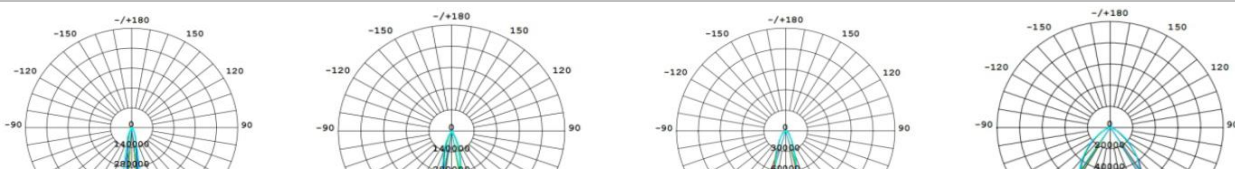
▼ Simulation

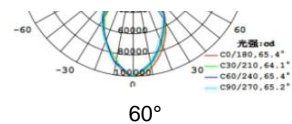
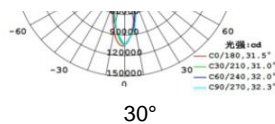
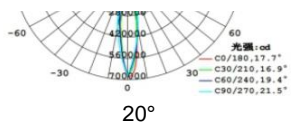
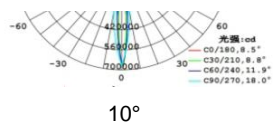


▼ Project



▼ Photometric curve







IP66

▼ Charaterastic

Unmatched LED Powerhouse:

- 1.Unmatched Brightness & Distance: Ultra-powerful LEDs (10° - 80° beams) illuminate up to 1 mile, surpassing traditional 600-2000W metal halide lamps.
- 2.Efficient Coverage: Advanced optics ensure even light distribution across large areas, minimizing light spill and fixture needs.
- 3.Effortless Setup: Compact design with laser aiming technology simplifies installation.
- 4.U bracket for Easily to installation and maintenance

- + Pole mounting or wall mounting
- + Working temperature is -50°C to 70°C

▼ Application

I + Outdoor Occasion such as stadium/sport, wharve, airport and etc.

▼ "Non-dim/dim" and "Mono/Tunable white/chromatic" is available, Pls confirm before ordering.



ON/OFF 0-10V DALI

▼ Technical Data

Model	SIZE (mm)	POWER (W/M)	CRI	CCT (K)	LUMINOUS	VOLT	Control	Beam Angle	PF	N.W
SL-02B-750	478X508mm	750 W	>70	3000-5700K	105000 LM	AC90-305V	On/Off or Dim	10/20/30/40/80°	>0.95	27.20 kgs
SL-02B-1000	478X508mm	1000 W	>70	3000-5700K	140000 LM	AC90-305V	On/Off or Dim	10/20/30/40/80°	>0.95	27.20 kgs

- I + Notes:
1. Finish: Black, and customized RAL available
 2. It has two size with 5 different watt from 300W-1000W.

▼ Simulation



▼ Project



▼ Photometric curve

