



### ▼ Charaterastic

- 1.Sleek & Efficient: Streamlined design with high-durability tempered glass cover simplifies maintenance.
- 2.Optimal Cooling: Independent dual-cavity heat dissipation ensures long LED lifespan.
- 3.Precise Light Distribution: Professional optics deliver accurate illumination for various road applications.
- 4.High-Efficiency LEDs: Imported chips provide exceptional brightness, energy savings, and slow brightness decay.
- 5.Effortless Upkeep: Tool-free access and adjustable tilt simplify maintenance.

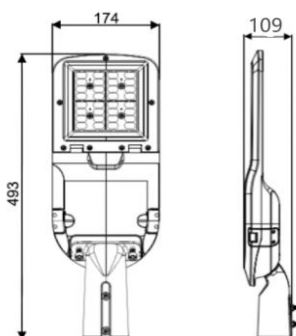
- + Pole mounting.
- + Working temperature is -50°C to 70°C

### ▼ Application

I + a variety of different road needs, such as urban main roads, secondary roads, branch roads, industrial parks and other road lighting.

▼ "Non-dim/dim" and "Mono/Tunable white/chromatic" is available, PIs confirm before ordering.

Mono      ON/OFF    0-10V    DALI



### ▼ Technical Data (full sery)

Model	SIZE (mm)	POWER (W/M)	CRI	CCT (K)	LUMINOUS	VOLT	Control	Beam Angle	PF	N.W
RL-02A-50	493X174X109mm	50 W	>80	3000-6000K	6500 LM	AC100-277V	ON/OFF	T2/T3/ T4M	>0.95	3.70 kgs

- I + Notes:
1. Finish: Black, and customized RAL available
  2. It has five different size from 100W-300W.

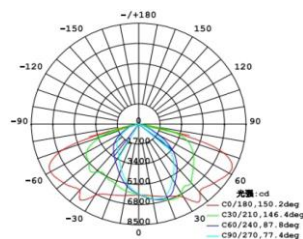
### ▼ Project



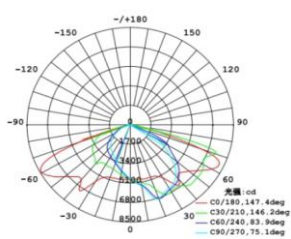
### ▼ Photos



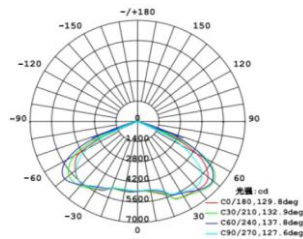
▼ Photometric curve



T2M



T3M



T4M