



## ▼ Charateristic

### Effortless Smart Lighting for Cities

1. Smart & Efficient: Integrates with smart city systems, offers wide power/color options (30W-240W, 3000K-6000K), and boasts high efficiency (up to 160 lm/W).
2. Durable Design: Modern, high-strength aluminum body (IP66 & IK10) resists impact, dust, and moisture.
3. Advanced Cooling: Dual-cavity system ensures optimal LED performance and lifespan.
4. Precise Light: Professional optics deliver accurate light distribution for safety and comfort.
5. Effortless Upkeep: Tool-free access and adjustable tilt simplify maintenance.

- + Pole mounting.
- + Working temperature is -50°C to 70°C

## ▼ Application

I+ This product is suitable for: urban trunk roads, secondary trunk roads, branch roads, road lighting in industrial parks, etc.

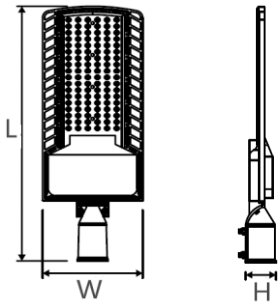
▼ "Non-dim/dim" and "Mono/Tunable white/chromatic" is available, Pls confirm before ordering.



Mono

ON/OFF 0-10V DALI

## ▼ Family Matrix ( Five differerent size )



L (mm)	W (mm)	T (mm) =thickness	Watt
438	108	75	30 W
467	175	75	50 W
564	221	75	70/100 W
674	241	75	150 W
740	276	75	200/240 W

## ▼ Project



## ▼ Photos



# LED ROAD LIGHT

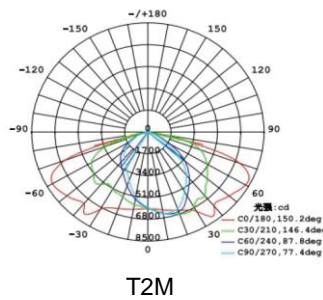
## ▼ Technical Data (full sery)

Model	SIZE (mm)	POWER (W/M)	CRI	CCT (K)	LUMINOUS	VOLT	Control	Beam Angle	PF	N.W
RL-03A-30	438X108X75mm	30 W	>80	3000-6000K	4800 LM	AC100-277V	ON/OFF	T2M	>0.95	1.20 kgs
RL-03B-50	467X175X75mm	50 W	>80	3000-6000K	8000 LM	AC100-277V	ON/OFF	T2M	>0.95	1.60 kgs
RL-03C-70	564X221X75mm	70 W	>80	3000-6000K	11200 LM	AC100-277V	ON/OFF	T2M	>0.95	1.80 kgs
RL-03C-100	564X221X75mm	100 W	>80	3000-6000K	16000 LM	AC100-277V	ON/OFF	T2M	>0.95	1.90 kgs
RL-03D-150	674X241X75mm	150 W	>80	3000-6000K	24000 LM	AC100-277V	ON/OFF	T2M	>0.95	2.20 kgs
RL-03E-200	740X276X75mm	200 W	>80	3000-6000K	32000 LM	AC100-277V	ON/OFF	T2M	>0.95	2.50 kgs
RL-03E-240	740X276X75mm	240 W	>80	3000-6000K	38400 LM	AC100-277V	ON/OFF	T2M	>0.95	2.70 kgs

### ↳ Notes:

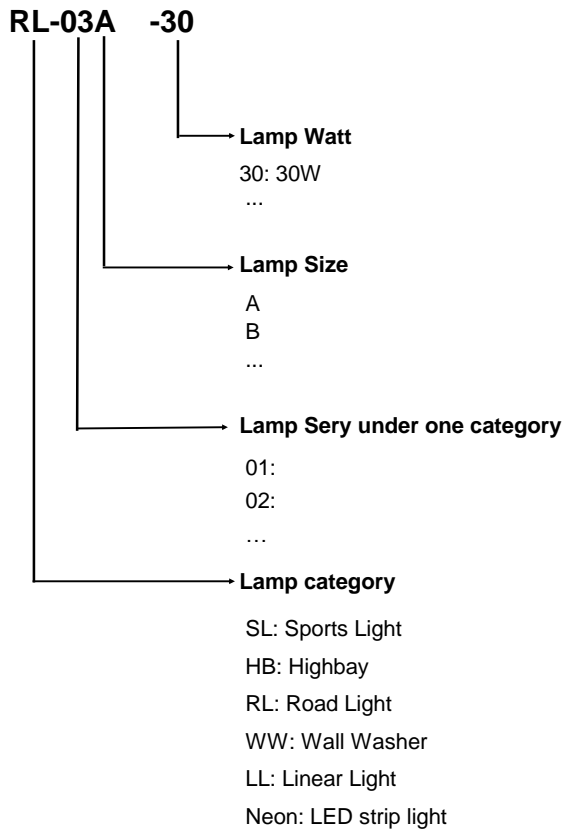
1. Finish: Gray, and customized RAL available
2. It has five different size from 30W-240W.

## ▼ Photometric curve



## ▼ Naming scheme

---





## ▼ Charaterastic

### Effortless Smart Lighting for Cities

1. Smart & Efficient: Integrates with smart city systems, offers wide power/color options (30W-240W, 3000K-6000K), and boasts high efficiency (up to 160 lm/W).
2. Durable Design: Modern, high-strength aluminum body (IP66 & IK10) resists impact, dust, and moisture.
3. Advanced Cooling: Dual-cavity system ensures optimal LED performance and lifespan.
4. Precise Light: Professional optics deliver accurate light distribution for safety and comfort.
5. Effortless Upkeep: Tool-free access and adjustable tilt simplify maintenance.

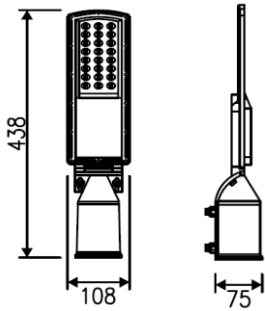
- + Pole mounting.
- + Working temperature is -50°C to 70°C

## ▼ Application

I + This product is suitable for: urban trunk roads, secondary trunk roads, branch roads, road lighting in industrial parks, etc.

▼ "Non-dim/dim" and "Mono/Tunable white/chromatic" is available, Pls confirm before ordering.

Mono ON/OFF 0-10V DALI



## ▼ Technical Data (full sery)

Model	SIZE (mm)	POWER (W/M)	CRI	CCT (K)	LUMINOUS	VOLT	Control	Beam Angle	PF	N.W
RL-03A-30	438X108X75mm	30 W	>80	3000-6000K	3900 LM	AC100-277V	ON/OFF	T2M	>0.95	1.20 kgs

- I + Notes:
1. Finish: Gray, and customized RAL available
  2. It has five different size from 30W-240W.

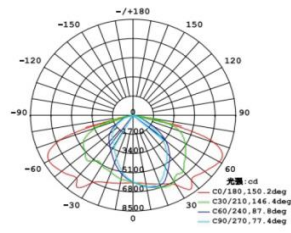
## ▼ Project



## ▼ Photos



## ▼ Photometric curve



T2M



## ▼ Charaterastic

### Effortless Smart Lighting for Cities

1. Smart & Efficient: Integrates with smart city systems, offers wide power/color options (30W-240W, 3000K-6000K), and boasts high efficiency (up to 160 lm/W).
2. Durable Design: Modern, high-strength aluminum body (IP66 & IK10) resists impact, dust, and moisture.
3. Advanced Cooling: Dual-cavity system ensures optimal LED performance and lifespan.
4. Precise Light: Professional optics deliver accurate light distribution for safety and comfort.
5. Effortless Upkeep: Tool-free access and adjustable tilt simplify maintenance.

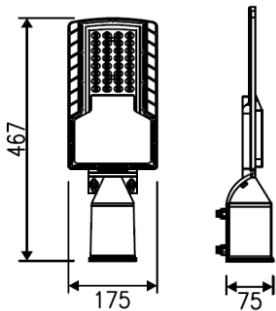
- + Pole mounting.
- + Working temperature is -50°C to 70°C

## ▼ Application

I + This product is suitable for: urban trunk roads, secondary trunk roads, branch roads, road lighting in industrial parks, etc.

▼ "Non-dim/dim" and "Mono/Tunable white/chromatic" is available, Pls confirm before ordering.

Mono ON/OFF 0-10V DALI



## ▼ Technical Data (full sery)

Model	SIZE (mm)	POWER (W/M)	CRI	CCT (K)	LUMINOUS	VOLT	Control	Beam Angle	PF	N.W
RL-03B-50	467X175X75mm	50 W	>80	3000-6000K	6500 LM	AC100-277V	ON/OFF	T2M	>0.95	1.60 kgs

- I + Notes:
1. Finish: Gray, and customized RAL available
  2. It has five different size from 30W-240W.

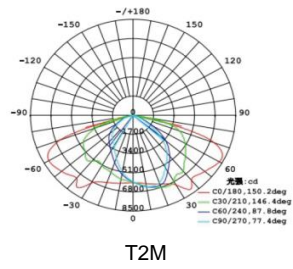
## ▼ Project



## ▼ Photos



## ▼ Photometric curve





## ▼ Characteristic

### Effortless Smart Lighting for Cities

1. Smart & Efficient: Integrates with smart city systems, offers wide power/color options (30W-240W, 3000K-6000K), and boasts high efficiency (up to 160 lm/W).
2. Durable Design: Modern, high-strength aluminum body (IP66 & IK10) resists impact, dust, and moisture.
3. Advanced Cooling: Dual-cavity system ensures optimal LED performance and lifespan.
4. Precise Light: Professional optics deliver accurate light distribution for safety and comfort.
5. Effortless Upkeep: Tool-free access and adjustable tilt simplify maintenance.

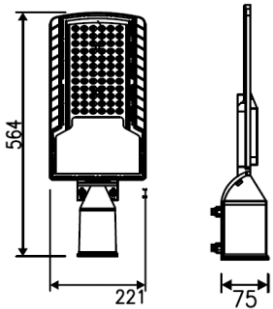
- + Pole mounting.
- + Working temperature is -50°C to 70°C

## ▼ Application

I + This product is suitable for: urban trunk roads, secondary trunk roads, branch roads, road lighting in industrial parks, etc.

▼ "Non-dim/dim" and "Mono/Tunable white/chromatic" is available, Pls confirm before ordering.

Mono ON/OFF 0-10V DALI



## ▼ Technical Data (full sery)

Model	SIZE (mm)	POWER (W/M)	CRI	CCT (K)	LUMINOUS	VOLT	Control	Beam Angle	PF	N.W
RL-03C-70	564X221X75mm	70 W	>80	3000-6000K	11200 LM	AC100-277V	ON/OFF	T2M	>0.95	1.80 kgs
RL-03C-100	564X221X75mm	100 W	>80	3000-6000K	16000 LM	AC100-277V	ON/OFF	T2M	>0.95	1.90 kgs

### I+Notes:

1. Finish: Gray, and customized RAL available
2. It has five different size from 30W-240W.

## ▼ Project

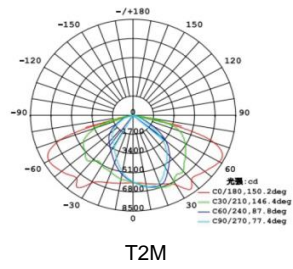


## ▼ Photos





## ▼ Photometric curve





## ▼ Charaterastic

### Effortless Smart Lighting for Cities

1. Smart & Efficient: Integrates with smart city systems, offers wide power/color options (30W-240W, 3000K-6000K), and boasts high efficiency (up to 160 lm/W).
2. Durable Design: Modern, high-strength aluminum body (IP66 & IK10) resists impact, dust, and moisture.
3. Advanced Cooling: Dual-cavity system ensures optimal LED performance and lifespan.
4. Precise Light: Professional optics deliver accurate light distribution for safety and comfort.
5. Effortless Upkeep: Tool-free access and adjustable tilt simplify maintenance.

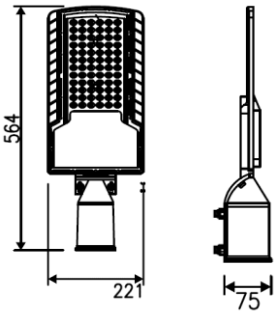
- + Pole mounting.
- + Working temperature is -50°C to 70°C

## ▼ Application

I + This product is suitable for: urban trunk roads, secondary trunk roads, branch roads, road lighting in industrial parks, etc.

▼ "Non-dim/dim" and "Mono/Tunable white/chromatic" is available, Pls confirm before ordering.

Mono ON/OFF 0-10V DALI



## ▼ Technical Data (full sery)

Model	SIZE (mm)	POWER (W/M)	CRI	CCT (K)	LUMINOUS	VOLT	Control	Beam Angle	PF	N.W
RL-03D-100	564X221X75mm	100 W	>80	3000-6000K	13000 LM	AC100-277V	ON/OFF	T2M	>0.95	1.90 kgs

- I + Notes:
1. Finish: Gray, and customized RAL available
  2. It has five different size from 30W-240W.

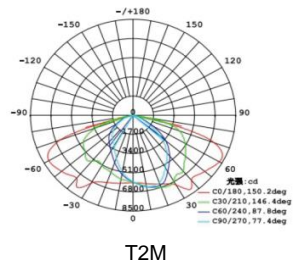
## ▼ Project



## ▼ Photos



## ▼ Photometric curve





## ▼ Charaterastic

### Effortless Smart Lighting for Cities

1. Smart & Efficient: Integrates with smart city systems, offers wide power/color options (30W-240W, 3000K-6000K), and boasts high efficiency (up to 160 lm/W).
2. Durable Design: Modern, high-strength aluminum body (IP66 & IK10) resists impact, dust, and moisture.
3. Advanced Cooling: Dual-cavity system ensures optimal LED performance and lifespan.
4. Precise Light: Professional optics deliver accurate light distribution for safety and comfort.
5. Effortless Upkeep: Tool-free access and adjustable tilt simplify maintenance.

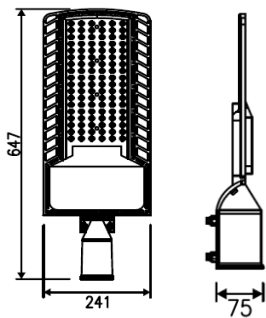
- + Pole mounting.
- + Working temperature is -50°C to 70°C

## ▼ Application

I + This product is suitable for: urban trunk roads, secondary trunk roads, branch roads, road lighting in industrial parks, etc.

▼ "Non-dim/dim" and "Mono/Tunable white/chromatic" is available, Pls confirm before ordering.

Mono ON/OFF 0-10V DALI



## ▼ Technical Data (full sery)

Model	SIZE (mm)	POWER (W/M)	CRI	CCT (K)	LUMINOUS	VOLT	Control	Beam Angle	PF	N.W
RL-03E-200	740X276X75mm	200 W	>80	3000-6000K	32000 LM	AC100-277V	ON/OFF	T2M	>0.95	2.50 kgs
RL-03E-240	740X276X75mm	240 W	>80	3000-6000K	38400 LM	AC100-277V	ON/OFF	T2M	>0.95	2.70 kgs

### I+Notes:

1. Finish: Gray, and customized RAL available
2. It has five different size from 30W-240W.

## ▼ Project



## ▼ Photos



## ▼ Photometric curve

