



IP66

▼ Charateristic

1. Durable Design: Aluminum housing and T2S lens ensure long-lasting performance.
2. All-Weather Power: Charges in 4-5 hours, lasts 2 days even in cloudy weather.
3. Smart Controls: Remote and light control with battery indicator for easy operation.
4. Versatile Lighting: Adjustable color temperature (3000K-6500K) and high CRI (80) for various needs. (Combines CCT, CRI, and potentially working temperature)
5. Effortless Upkeep: Tool-free access and adjustable tilt simplify maintenance.

▼ Application

↑ Outdoor Occasion such as Urban main road, secondary road, branch road, industrial park road lighting, etc

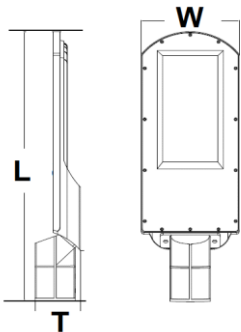
▼ "Non-dim/dim" and "Mono/Tunable white/chromatic" is available, Pls confirm before ordering.



Mono


ON/OFF 0-10V DALI

▼ Family Matrix (Four different size)



L (mm)	W (mm)	T (mm) =thickness	Watt
467	160	73	50/60W
528	180	83	100/120 W
600	200	83	150W
680	244	83	200/250W

▼ Project



▼ Photos



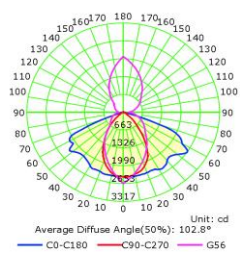
▼ Technical Data (full sery)

Model	SIZE (mm)	POWER	CRI	CCT (K)	LUMINOUS	VOLT	Control	Beam Angle	PF	N.W
RL-05A-50	467*160*73mm	50W	>80	3000-6500K	110-120	AC85-320V	ON/OFF	105°	>0.95	
RL-05A-60	467*160*73mm	60W	>80	3000-6500K	110-120	AC85-320V	ON/OFF	105°	>0.95	
RL-05B-100	528*180*83mm	100W	>80	3000-6500K	110-120	AC85-320V	ON/OFF	105°	>0.95	
RL-05B-120	528*180*83mm	120W	>80	3000-6500K	110-120	AC85-320V	ON/OFF	105°	>0.95	
RL-05C-150	600*200*83mm	150W	>80	3000-6500K	110-120	AC85-320V	ON/OFF	105°	>0.95	
RL-05D-200	680*244*83mm	200W	>80	3000-6500K	110-120	AC85-320V	ON/OFF	105°	>0.95	
RL-05D-250	680*244*83mm	250W	>80	3000-6500K	110-120	AC85-320V	ON/OFF	105°	>0.95	

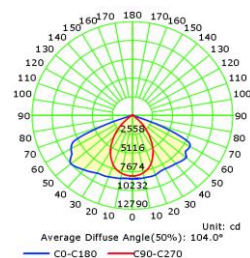
I + Notes:

1. Finish: Black, and customized RAL available
2. It has four different sizes from 50W-250W.

▼ Photometric curve



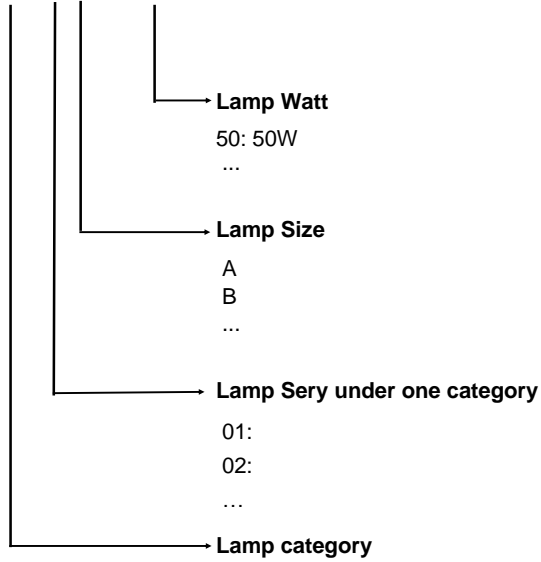
103D



104D

▼ Naming scheme

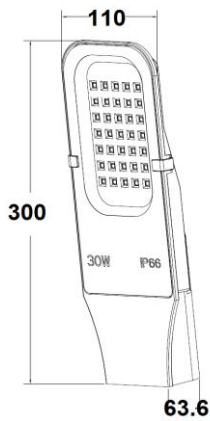
RL-05A-50



- Lamp category**
- SL: Sports Light
- HB: Highbay
- RL: Road Light
- WW: Wall Washer
- LL: Linear Light
- Neon: LED strip light



IP66



▼ Charaterastic

Effortless Smart Lighting for Cities:

1. Smart & Efficient: Integrates with smart city systems, offers wide power/color options (100W-300W, 3000K-6000K), and boasts high efficiency (up to 130 lm/W).
2. Durable Design: Modern, high-strength aluminum body (IP66 & IK10) resists impact, dust, and moisture.
3. Advanced Cooling: Dual-cavity system ensures optimal LED performance and lifespan.
4. Precise Light: Professional optics deliver accurate light distribution for safety and comfort.
5. Effortless Upkeep: Tool-free access and adjustable tilt simplify maintenance.

▼ Application

I+ Outdoor Occasion such as Urban main road, secondary road, branch road, industrial park road lighting, etc

▼ "Non-dim/dim" and "Mono/Tunable white/chromatic" is available, Pls confirm before ordering.



Mono

ON/OFF 0-10V DALI


▼ Technical Data (full sery)

Model	SIZE (mm)	POWER	CRI	CCT (K)	LUMINOUS	VOLT	Control	Beam Angle	PF	N.W
RL-05A-50	467*160*73mm	50W	>80	3000-6500K	110-120	AC85-320V	ON/OFF	105°	>0.95	
RL-05A-60	467*160*73mm	60W	>80	3000-6500K	110-120	AC85-320V	ON/OFF	105°	>0.95	

I+ Notes:

1. Finish: Black, and customized RAL available
2. It has four different sizes from 50W-250W.

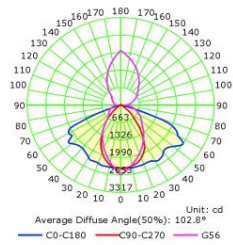
▼ Project



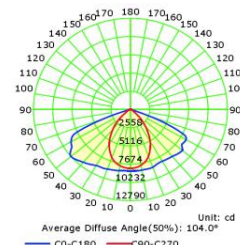
▼ Photos



▼ Photometric curve



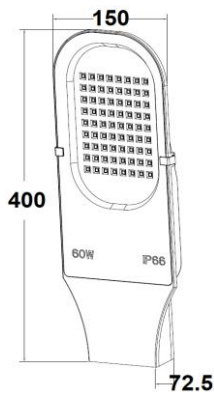
103D



104D



IP66



▼ Charaterastic

Effortless Smart Lighting for Cities:

1. Smart & Efficient: Integrates with smart city systems, offers wide power/color options (100W-300W, 3000K-6000K), and boasts high efficiency (up to 130 lm/W).
2. Durable Design: Modern, high-strength aluminum body (IP66 & IK10) resists impact, dust, and moisture.
3. Advanced Cooling: Dual-cavity system ensures optimal LED performance and lifespan.
4. Precise Light: Professional optics deliver accurate light distribution for safety and comfort.
5. Effortless Upkeep: Tool-free access and adjustable tilt simplify maintenance.

▼ Application

I+ Outdoor Occasion such as Urban main road, secondary road, branch road, industrial park road lighting, etc

▼ "Non-dim/dim" and "Mono/Tunable white/chromatic" is available, Pls confirm before ordering.



Mono

ON/OFF

0-10V

DALI


▼ Technical Data (full sery)

Model	SIZE (mm)	POWER	CRI	CCT (K)	LUMINOUS	VOLT	Control	Beam Angle	PF	N.W
RL-05B-100	528*180*83mm	100W	>80	3000-6500K	110-120	AC85-320V	ON/OFF	105°	>0.95	
RL-05B-120	528*180*83mm	120W	>80	3000-6500K	110-120	AC85-320V	ON/OFF	105°	>0.95	

I+ Notes:

1. Finish: Black, and customized RAL available
2. It has four different sizes from 50W-250W.

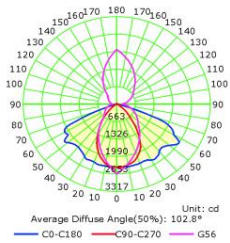
▼ Project



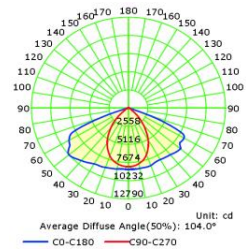
▼ Photos



▼ Photometric curve



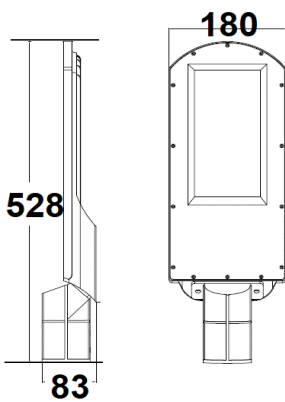
103D



104D



IP66



▼ Charaterastic

Effortless Smart Lighting for Cities:

1. Smart & Efficient: Integrates with smart city systems, offers wide power/color options (100W-300W, 3000K-6000K), and boasts high efficiency (up to 130 lm/W).
2. Durable Design: Modern, high-strength aluminum body (IP66 & IK10) resists impact, dust, and moisture.
3. Advanced Cooling: Dual-cavity system ensures optimal LED performance and lifespan.
4. Precise Light: Professional optics deliver accurate light distribution for safety and comfort.
5. Effortless Upkeep: Tool-free access and adjustable tilt simplify maintenance.

▼ Application

I+ Outdoor Occasion such as Urban main road, secondary road, branch road, industrial park road lighting, etc

▼ "Non-dim/dim" and "Mono/Tunable white/chromatic" is available, Pls confirm before ordering.



Mono

ON/OFF 0-10V DALI


▼ Technical Data (full sery)

Model	SIZE (mm)	POWER (W/M)	CRI	CCT (K)	LUMINOUS	VOLT	Control	Beam Angle	PF	N.W
RL-05C-150	600*200*83mm	150W	>80	3000-6500K	110-120	AC85-320V	ON/OFF	105°	>0.95	

I+Notes:

1. Finish: Black, and customized RAL available
2. It has four different sizes from 50W-250W.

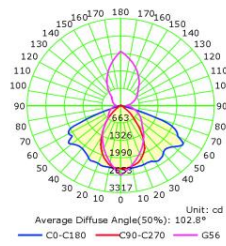
▼ Project



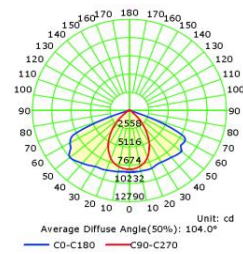
▼ Photos



▼ Photometric curve



103D



104D



IP66

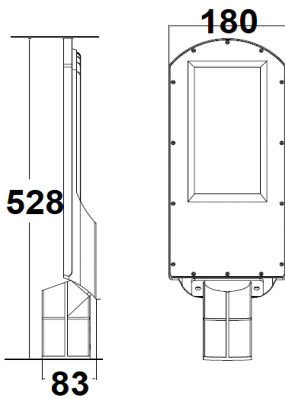
▼ Charaterastic

Effortless Smart Lighting for Cities:

1. Smart & Efficient: Integrates with smart city systems, offers wide power/color options (100W-300W, 3000K-6000K), and boasts high efficiency (up to 130 lm/W).
2. Durable Design: Modern, high-strength aluminum body (IP66 & IK10) resists impact, dust, and moisture.
3. Advanced Cooling: Dual-cavity system ensures optimal LED performance and lifespan.
4. Precise Light: Professional optics deliver accurate light distribution for safety and comfort.
5. Effortless Upkeep: Tool-free access and adjustable tilt simplify maintenance.

▼ Application

I+ Outdoor Occasion such as Urban main road, secondary road, branch road, industrial park road lighting, etc



▼ "Non-dim/dim" and "Mono/Tunable white/chromatic" is available, Pls confirm before ordering.



Mono

ON/OFF 0-10V DALI


▼ Technical Data (full sery)

Model	SIZE (mm)	POWER (W/M)	CRI	CCT (K)	LUMINOUS	VOLT	Control	Beam Angle	PF	N.W
RL-05D-200	680*244*83mm	200W	>80	3000-6500K	110-120	AC85-320V	ON/OFF	105°	>0.95	
RL-05D-250	680*244*83mm	250W	>80	3000-6500K	110-120	AC85-320V	ON/OFF	105°	>0.95	

I+Notes:

1. Finish: Black, and customized RAL available
2. It has four different sizes from 50W-250W.

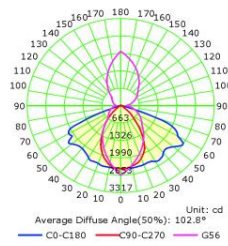
▼ Project



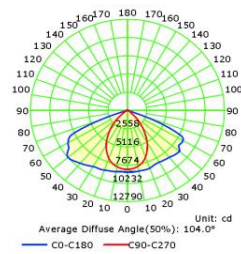
▼ Photos



▼ Photometric curve



103D



104D